

The Atlas Copco logo is displayed in white text within a blue rectangular box in the top right corner of the image.

Atlas Copco

The Atlas Copco logo is displayed in white text on a dark grey panel on the left side of the image.

Atlas Copco

A technical drawing of a refrigerant air dryer is overlaid on a blue triangular background in the bottom left corner. The drawing includes various dimensions and labels such as 1330 (14.3), 1330 (14.2), C-C(1/3), Ø10, Ø17.8, Ø22, 10.8, 18.5, 30.8, 10.5, 4.8, and 1.8.

Refrigerant air dryers

FD VSD 100-300, FD 5-95 and FX 4N-270N
(4-270 l/s/ 4-625 cfm)

A large, industrial-grade refrigerant dryer, model FD300VSD, is shown against a blue background. The unit is dark grey with a large, curved, ribbed air outlet on the left side. On the top right, there is a control panel with a digital display and several buttons. A vertical blue stripe on the right side of the unit features the model name 'FD300VSD' and a series of certification icons including ISO 9001, ISO 14001, and others.

Why dry your compressed air?

Compressed air contains oil, solid particles and water vapors. It is the inherent result of the compression process, which concentrates the natural water vapors and particles in the air that surrounds us. This untreated compressed air poses a substantial risk to your air system and end products. Its moisture content alone can cause corrosion in pipe work, premature failure of pneumatic equipment, product spoilage and more. An air dryer is therefore essential to protect your systems and processes.

Refrigerant dryers by Atlas Copco

Atlas Copco's refrigerant dryers provide the clean, dry air you need to expand the life of your equipment and ensure the quality of your products. Our FD and FX dryers are designed in-house and tested using the most stringent methods. They meet or exceed the international standards for compressed air purity and are tested according to ISO 7183:2007.



FX 4N-270N

Quality Performance

- Available in 16 sizes from 4 to 270 l/s/10 to 649 cfm.
- Pressure dew point as low as +3°C/+37.4°F.
- Electronic no-loss drain with safety function.
- Controller with pressure dew point display.
- Easy installation.
- Minimal maintenance.

FD 5-95

First-Rate Efficiency

- Available in 11 sizes from 6 to 95 l/s/13 to 201 cfm.
- Pressure dew point as low as +3°C/+37.4°F.
- Electronic no loss drain with safety function.
- Controller with pressure dew point display, energy saving option, alarm contacts, ...
- Quiet operation.
- Constant purity class -;4 - according ISO 8573-1:2010.

FD VSD 100-300

Unrivalled Energy Savings

- Available in 6 sizes from 100 to 300 l/s/212 to 636 cfm.
- Supreme energy savings: up to 50% on indirect energy costs and up to 70% on direct energy costs.
- Low pressure drop, typically below 0.2 bar/2.9 psi.
- Pressure dew point as low as +3°C/+37.4°F.
- Advanced touchscreen controller: visualization, alarm history, remote control,...
- All-in-one design with very small footprint.
- Delivered ready for use.
- Quiet operation.
- Constant purity class -;4;- according ISO 8573-1:2010.



Extending your VSD energy savings to your quality air

The introduction of Atlas Copco's VSD (and later VSD+) compressor technology was an industry milestone. By automatically adjusting its motor speed as air demand fluctuates depending on production flow or time, a VSD compressor offers double digit reductions in energy use and in lifecycle costs. With the FD VSD, Atlas Copco is extending this energy-saving principle to your quality air equipment.

FD VSD 100-300: Unrivalled Energy Savings

1

VSD inverter

Controls the speed of the compressor to match your air demand and ensure the highest possible energy savings.

3

Integrated water separator

Low velocity with high separation efficiency, even in low flow conditions.

4

Electronic no-loss condensate drain

Opens the drain only when needed to eliminate unnecessary loss of compressed air during timed draining.

5

Elektronikon® Touch controller

Provides advanced control and allows for remote monitoring.

6


Single electrical connection

Ensures plug-and-play installation.

2

High-efficiency heat exchanger

Counter-flow compact aluminum heat exchanger, with air-to-air side for optimum cooling efficiency and the lowest possible pressure drop.






VSD for superior energy savings

Atlas Copco's in-house developed VSD technology matches your FD dryer's power consumption to your production's actual air flow. While a traditional refrigerant dryer can only be turned on or off, Atlas Copco's FD VSD mirrors your production's demand for compressed air as it fluctuates during the day, week or year. This ensures supreme energy savings as well as a stable dew point.

VSD dryer



Fixed speed dryer



● Power consumption

Minimal environmental impact

FD VSD dryers use the CFC-free R410A refrigerant, which has an ozone depletion potential (ODP) of zero. The refrigerant meets the strict F-Gas regulations and, due to its low power consumption, has an outstanding TEWI (Total Equivalent Warming Impact) performance.

Optimum performance and safety in all conditions

- Hot gas bypass valve prevents freezing at lower loads.
- The extremely reliable R410A rotary compressor provides the best performance with minimum environmental impact. Capillary tubes cope with all conditions – no moving parts for extra reliability.
- Condenser with louvered fin technology for improved performance in dusty environments.

Advanced remote monitoring and control

- High-tech Elektronikon® Touch controller with warning indications, dryer shutdown and maintenance scheduling.
- Standard SMARTLINK remote monitoring to maximize air system performance and energy savings.

Robust and compact design

- Forklift opening for smooth transport.
- Easy front and side panel access.
- No bulky thermal mass heat exchanger needed to save on energy.

Filters

If your production requires higher levels of air quality and filtration, UD+ filters can be added on to your FD VSD dryer.

FD 5-95: First-Rate Efficiency

1

Low-noise compressor with liquid separator

Lasts longer thanks to limited vibrations, minimal moving parts, and reduced risk of leakage.

2

High-efficiency heat exchanger

Counter-flow compact brazed plate or aluminum heat exchanger, with air-to-air side for optimum cooling efficiency and the lowest possible pressure drop.

3

Integrated water separator

Low velocity with high separation efficiency even in low flow conditions.

4

Electronic no-loss condensate drain

With level sensor, backup manual drain and drain alarm.

5

Fan switch

Reduces energy consumption and optimizes the pressure dew point at very low temperatures.

6

Hot gas bypass valve

Ensures stable pressure dew point and prevents freezing at lower loads.

7

Refrigerant separator

Eliminates the chance of moisture entering the compressed air system.

8

Single electrical connection

Allows for plug-and-play installation.





Supreme energy efficiency

- The FD offers a low pressure drop – typically below 0.2 bar/2.9 psi – and minimal energy consumption.
- The compact brazed plate or aluminum heat exchanger was designed specifically to provide optimal pre-cooling and the lowest possible pressure drop.
- The electronic no-loss condensate drain comes with a level sensor to open the drain only when needed, preventing unnecessary loss of compressed air.

Comprehensive control and monitoring options

- The Elektronikon® Alpha controller displays the pressure dew point and relative humidity.
- Remote alarm and start/stop control through voltage-free contact.
- Additional features such as alarm history and standard remote visualization.

Easy installation and long maintenance intervals

- Small footprint thanks to an innovative all-in-one design.
- Delivered ready for use, minimizing costly production downtime.

Low environmental impact

FD dryers use CFC-free refrigerants (R134A and R410A) with an ozone depletion potential (ODP) of zero.

Reliable performance in tough conditions

- Hot gas bypass valve prevents freezing at lower loads.
- R134A piston compressor with high coefficient of performance (extremely reliable R410A rotary compressor for models FD 60-FD 95) provides the best performance with minimum environmental impact. Capillary tubes cope with all conditions – no moving parts for extra reliability.
- Condenser with louvered fin technology for improved performance in dusty environments.

FX 4N-270N: Quality Performance

1

Refrigerant separator

No chance of moisture entering the compressed air system.

2

Hot gas bypass

Ensures stable pressure dew point and eliminates the possibility of condensate freezing.

3

Digital display

Provides peace of mind through precise monitoring of pressure dew point.



4

Single electrical connection

Allows for plug-and-play installation.

5

Easy access to key components

For straightforward servicing.

6

Water separator

Offers high efficiency for better pressure dew point.

7

Compact design

For a small footprint.

8

Low-noise rotary compressor with integrated liquid separator

Lasts longer thanks to limited vibrations, minimal moving parts, and reduced risk of leakage.





Pressure dew point precision

The FX comes in a wide range of sizes (4-270 l/s or 10 -649 cfm) to offer a steady pressure dew point as low as +3°C/+37.4°F. Its easy to use digital display precision-measures and monitors the pressure dew point and dryer performance.

Digital display

- Pressure dew point: exact measurement and visual monitoring.
- Status: refrigerant compressor and fan.
- Alarms: high/low pressure dew point and probe failure.
- Service warning.

Reliable

Built according to the stringent Atlas Copco standards, the FX is made of high quality, generously sized components.

Hot environments

High ambient temperatures can put your equipment to the test. The FX range offers several high temperature models that ensure dependable performance in conditions up to 43°C/110°F.

Significant cost savings

- Increased reliability and lifetime of tools and equipment.
- Reduced pipe work leaks and thus a lower energy bill.
- Less equipment breakdowns and operational interruptions.
- Up to 40% lower pressure drop due to new heat exchanger

Sustainable refrigerant

The FX range comes with refrigerant that is compliant with F-Gas regulations to ensure the lowest possible carbon footprint and energy consumption.

VSD: a game-changer in energy savings

When purchasing a refrigerant dryer, the main focus is usually on the initial cost. However, this only represents approximately 10% of the lifecycle cost of the dryer. Energy, maintenance and installation make up the bulk of your actual dryer costs. Direct and indirect (pressure drop) energy costs are the most important.



Indirect energy costs


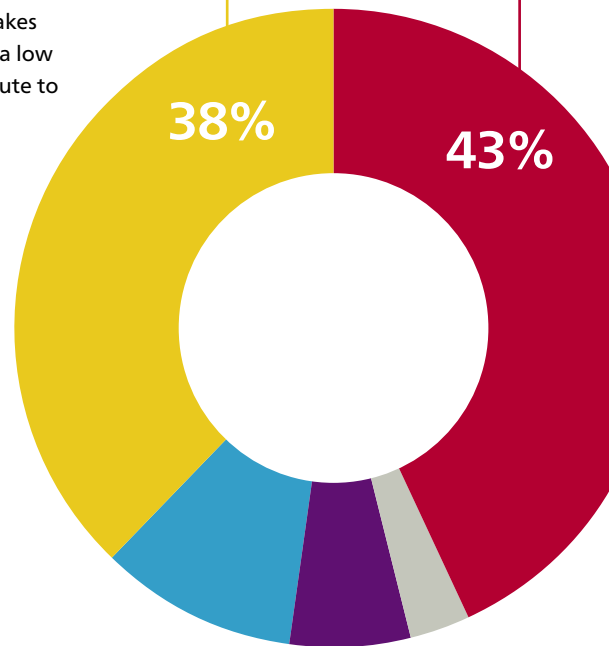
Indirect energy costs are related to the extra energy your air compressor must consume to overcome the pressure drop that takes place in the air dryer. By design, Atlas Copco FD VSD dryers offer a low pressure drop and efficient heat transfer – both of which contribute to a reduction of the indirect energy costs.

Low pressure drop

If a refrigerant dryer has a high internal pressure drop, the compressor needs to run at a higher pressure. This wastes energy and increases operating costs. Atlas Copco has designed our refrigerant dryers to minimize pressure drop. A pressure drop typically below 0.2 bar/2.9 psi at full flow is ensured by the heat exchanger technology, an integrated low velocity water separator, and generously sized components.

Efficient heat exchanger technology

Atlas Copco's refrigerant dryers use a counter flow heat exchanger on both the air-to-air and air-to-refrigerant side. Compared to a cross flow heat exchanger, the counter flow design results in a more efficient heat transfer and stable temperatures. This significantly lowers energy consumption.



Lifecycle cost

- Direct energy costs
- Indirect energy costs
- Investment
- Maintenance
- Installation



Direct energy costs

Direct energy costs are related to the power that the dryer consumes. Atlas Copco's FD VSD dryers match their energy usage to the actual compressed air demand. This reduces energy consumption by as much as 70% compared to conventional dryers.



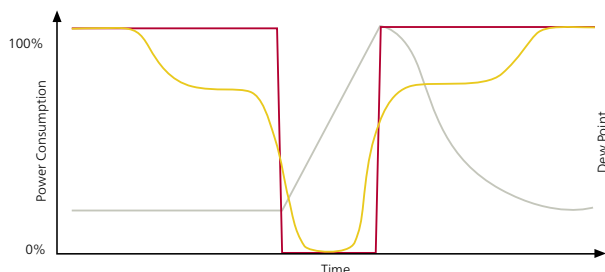
Reduce your total lifecycle cost by up to 50% with Atlas Copco's VSD dryers

- Up to 50% savings on indirect energy costs
- Up to 70% savings on direct energy costs

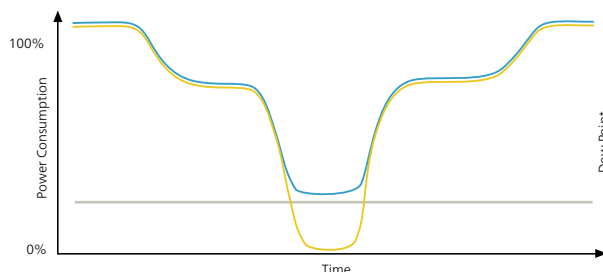
VSD outperforms thermal mass technology

Many conventional dryers rely on thermal mass technology to reduce energy costs. Also called cycling dryers, these units come with thermal mass storage which can be used to dry the air with the dryer's compressor temporarily switched off. While thermal mass technology certainly generates energy savings, these are offset by the additional energy these dryers require to cool the thermal mass. In addition, as the refrigerant compressor's operation is controlled by the thermal mass, the compressed air dew point rises and falls significantly. This can compromise your air quality by up to 2 purity classes. Finally, thermal mass dryers offer only limited or no energy savings in environments with high ambient temperatures. VSD technology has proven to deliver superior results in terms of energy use, dew point stability and service costs.

Thermal mass: some energy savings and unstable dew point



VSD: superior energy savings and stable dew point



- Flow
- Power Consumption thermal mass
- Power Consumption VSD
- Dew point

Advanced control

Atlas Copco's refrigerant dryers are built to reliably and efficiently deliver quality air. But in the end, it's all about how they perform on your work floor, meeting your individual needs and responding to your specific conditions. That is why the FD VSD, FD and FX come with comprehensive control options to allow you to get the best performance from your Atlas Copco dryer.



FD VSD 100-300: Elektronik® Touch controller

- 4.3-inch high-definition color display with clear pictograms and service indicator.
- Internet-based dryer visualization using a simple Ethernet connection.
- Automatic restart after voltage failure.
- Built-in SMARTLINK online monitoring.
- More flexibility: four different week schedules.
- Graphical service plan indication.
- Remote control and connectivity functions.

FD 5-95: Elektronik® Alpha controller

- Exact measurement and visual monitoring of pressure dew point and ambient temperature.
- High/low pressure dew point alarm.
- Relative humidity indicator.
- Energy saving mode.
- Switch off at freezing alarm.
- Alarm history and standard remote visualization.



FX 5-300: Digital display

- Pressure dew point: exact measurement and visual monitoring.
- Energy saving mode.
- Alarms: high/low pressure dew point and probe failure.
- Service warnings.

Remote monitoring



SMARTLINK: Data Monitoring Program

SMARTLINK captures live data from your compressed air equipment and translates it in clear insights. At a glance, you can check uptime, energy efficiency and machine health.

- Remote monitoring that helps you optimize your compressed air system and save energy and costs.
- Provides a complete insight in your compressed air network.
- Anticipates potential problems by warning you upfront.
- Efficient service planning and parts handling to give you improved uptime.



SMARTLINK & Total Responsibility

Get the most out of SMARTLINK as part of a Total Responsibility Plan. Step back, relax, and let our service engineers monitor your compressed air system. We know exactly when to service your machines, diagnose any issues and be there on time to fix them.

Technical specifications FD VSD 100-300

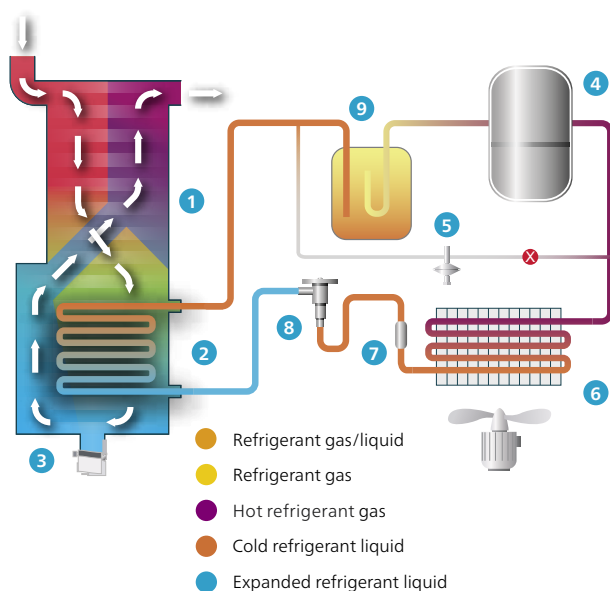
Model	Maximum inlet conditions at full flow (ambient/inlet)	Inlet flow with a pressure dew point of 3°C/37.4°F		Pressure drop at full flow		Power consumption		Max. working pressure		Compressed air connections	Dimensions						Weight	
											Length		Width		Height			
											°C	l/s	cfm	bar	psi	kW	hp	bar
FD 100 VSD	60	100	212	0.16	2.3	0.66	0.90	14.5	210	G 1 1/2 F (NPT for UL version)	805	31.69	962	37.87	1040	41	130	287
FD 140 VSD	60	140	297	0.11	1.6	1.04	1.41	14.5	210	G 2 F (NPT for UL version)	805	31.69	962	37.87	1040	41	130	287
FD 180 VSD	60	180	381	0.18	2.6	1.54	2.09	14.5	210	G 2 F (NPT for UL version)	805	31.69	962	37.87	1040	41	134	295
FD 220 VSD	60	220	466	0.14	2	1.77	2.41	14.5	210	G 2 1/2 F (NPT for UL version)	805	31.69	962	37.87	1040	41	143	315
FD 260 VSD	60	260	551	0.1	1.5	1.9	2.58	14.5	210	G 2 1/2 F (NPT for UL version)	805	31.69	962	37.87	1040	41	150	331
FD 300 VSD	60	300	636	0.18	2.6	2.64	3.59	14.5	210	G 2 1/2 F (NPT for UL version)	805	31.69	962	37.87	1040	41	165	364

Technical specifications FD 5-95 50 Hz & 60 Hz

Model	Maximum inlet conditions at full flow (ambient/inlet)	Inlet flow with a pressure dew point of 3°C/37.4°F		Pressure drop at full flow		Power consumption		Max. working pressure		Compressed air connections	Dimensions						Weight	
											Length		Width		Height			
											°C	l/s	cfm	bar	psi	kW	hp	bar
FD 5	60	6	13	0.07	1.02	0.2	0.27	16 (1)	233 (1)	R 3/4	525.5	20.7	390	15.4	530	20.9	27	60
FD 10	60	10	21	0.11	1.6	0.2	0.27	16 (1)	233 (1)	R 3/4	525.5	20.7	390	15.4	530	20.9	27	60
FD 15	60	15	32	0.12	1.75	0.33	0.45	16 (1)	233 (1)	R 3/4	525.5	20.7	390	15.4	530	20.9	32	70
FD 20	60	20	42	0.12	1.75	0.41	0.56	16 (1)	233 (1)	R 3/4	525.5	20.7	390	15.4	530	20.9	34	75
FD 25	60	25	53	0.17	2.47	0.41	0.56	16 (1)	233 (1)	R 3/4	525.5	20.7	390	15.4	530	20.9	34	75
FD 30	60	30	64	0.25	3.64	0.41	0.56	16 (1)	233 (1)	R 3/4	525.5	20.7	390	15.4	530	20.9	34	75
FD 40	60	40	85	0.2	2.91	0.57	0.76	16 (1)	233 (1)	R 1	716	28.2	389	15.3	679	26.8	57	125
FD 50	60	50	106	0.2	2.91	0.54	0.72	16 (1)	233 (1)	R 1	716	28.2	389	15.3	679	26.8	58	128
FD 60	60	60	127	0.22	3.2	0.63	0.84	13	189	R 1	795	31.3	482	19.0	804	31.7	80	176
FD 70	60	70	148	0.22	3.2	0.87	1.17	13	189	R 1	795	31.3	482	19.0	804	31.7	81	178
FD 95	60	95	201	0.22	3.2	1.18	1.58	13	189	R 1	795	31.3	482	19.0	804	31.7	87	192

How refrigerant dryers work

A refrigerant dryer uses a refrigerant circuit and heat exchanger(s) to pre-cool air, refrigerate it to condense out moisture vapor, and then re-heat the air to prevent pipe sweating downstream.



Air circuit

- 1 Air-to-air heat exchanger: Incoming air is cooled down by the outgoing dry, cold air
- 2 Air-to-refrigerant heat exchanger: The air is cooled to the required dew point by the refrigerant circuit. The water vapor condenses into water droplets
- 3 Integrated water separator: The moisture is collected and evacuated by the electronic drain

Refrigerant circuit

- 4 Refrigerant compressor: Compresses the gaseous refrigerant to a higher pressure
- 5 Regulation device: The hot gas bypass valve regulates the dryer to prevent freezing at lower load conditions
- 6 Refrigerant condenser: Cools the refrigerant so that it changes from a gas to a liquid
- 7 Refrigerant filter: Protects the expansion device from harmful particles
- 8 Thermostatic expansion valve: The expansion process reduces the pressure and cools the refrigerant further
- 9 Liquid separator: Ensures that only refrigerant gas enters the compressor

Technical specifications FX 4N-270N 50& 60Hz

Model	Inlet capacity		Pressure drop		Maximum working pressure		Electrical supply	Dimensions						Weight		Compressed air connections	
								Length		Width		Height					
	l/s	cfm	bar	psi	bar	psi	voltage/phase/frequency	mm	inch	mm	inch	mm	inch	kg	lb		
FX4N	4	9	0.1	1.45	16	232	230/1/50Hz	115/1/60Hz	508	20	355	14	457	18	19	42	3/4" M
FX6N	6	13	0.15	2.18	16	232	230/1/50Hz	115/1/60Hz	508	20	355	14	457	18	19	42	3/4" M
FX9N	9	20	0.15	2.18	16	232	230/1/50Hz	115-230/1/60Hz	508	20	355	14	457	18	20	44	3/4" M
FX14N	14	30	0.15	2.18	16	232	230/1/50Hz	115/1/60Hz	508	20	355	14	457	18	25	55	3/4" M
FX21N	21	45	0.05	0.725	16	232	230/1/50Hz	115-230/1/60Hz	508	20	381	15	787	31	51	113	1" F
FX31N	31	66	0.05	0.725	14	203	230/1/50Hz	115-230/1/60Hz	508	20	381	15	787	31	51	113	1" F
FX41N	41	87	0.1	1.45	14	203	230/1/50Hz	115-230/1/60Hz	559	22	482	19	812	32	62	137	1 1/2" F
FX48N	48	102	0.12	1.74	14	203	230/1/50Hz	115-230/1/60Hz	559	22	482	19	812	32	62	137	1 1/2" F
FX61N	61	130	0.15	2.18	14	203	230/1/50Hz	115/1/60Hz	559	22	482	19	812	32	60	132	1 1/2" F
FX69N	69	147	0.2	2.9	14	203	230/1/50Hz	115-230/1/60Hz	559	22	482	19	812	32	62	137	1 1/2" F
FX86N	86	183	0.15	2.18	14	203	230/1/50Hz	230/1/60Hz	559	22	584	23	914	36	82	181	1 1/2" F
FX108N	108	229	0.2	2.9	14	203	230/1/50Hz	230/1/60Hz	559	22	584	23	914	36	82	181	1 1/2" F
FX150N	150	318	0.13	1.89	14	203	400/3/50Hz	460/3/60Hz	991	39	787	31	914	36	145	319	2" F
FX180N	180	382	0.2	2.9	14	203	400/3/50Hz	460/3/60Hz	1040	41	813	32	965	38	158	348	2" F
FX225N	225	477	0.15	2.18	14	203	400/3/50Hz	460/3/60Hz	1040	41	813	32	965	38	165	363	2" F
FX270N	270	572	0.18	2.61	14	203	400/3/50Hz	460/3/60Hz	1040	41	813	32	965	38	164	361	2" F

Reference conditions Limitations

		Reference conditions		Limitations	
		Standard	UL-approved	Standard	UL-approved
FX 4N-270	Ambient temperature	25°C	100°F	5°C-43°C ⁽¹⁾	41°F-109°F ⁽¹⁾
	Inlet temperature	35°C	100°F	5°C-55°C	41°F-131°F
	Operating pressure	7 bar	100 psi	6-14 bar ⁽²⁾	87-203 psi ⁽²⁾
FD 5-95	Ambient temperature	25°C	100°F	1°C-46°C	34°F-131°F
	Inlet temperature	35°C	100°F	5°C-60°C	41°F-115°F
	Operating pressure	7 bar	100 psi	6-14 bar ⁽³⁾	87-203 psi ⁽³⁾
FD VSD 100-300	Ambient temperature	25°C	100°F	5°C-46°C	41°F-131°F
	Inlet temperature	35°C	100°F	5°C-60°C	41°F-140°F
	Operating pressure	7 bar	100 psi	6-14 bar	87-203 psi

Tested according to ISO 7183:2007 ⁽¹⁾ FX 170-300: 46°C/131°F ⁽²⁾ FX 5-30: 16 bar/232 psi ⁽³⁾ FD 5-50: 16 bar/232 psi

Notes

Refrigerant types: R513A for FX 4-31, FD 5-50
R410A for FX 41-270, FD 60-95, FD VSD

Solutions Portfolio

Air Compressors



Piston/Scroll



Oil Injected
Rotary Screw



Oil Free Rotary
Screw/Tooth



Centrifugal | High-Pressure | CNG

Gas Generation | Air Treatment | Controls



Nitrogen and Oxygen



Filters



Dryers



Control Systems

Industrial & Aeration Blowers



Turbo



Screw

Claw

Lobe



Vacuum Pumps



Industrial Cooling

Service Solutions



Factory Trained
Technicians



Design, Installation,
and Piping



Customized
Service Plans



SmartLink
Remote Monitoring

Atlas Copco

Atlas Copco Compressors LLC

300 Technology Center Way
Suite 550 Rock Hill, SC 29730, USA

Phone: +1 866-546-3588

atlascope.com/air-usa